



Storefront Gates


The Original Galvanized Steel Gate



SCISSOR GATE

Each Gate is Custom Manufactured to Protect Openings of any Size

- Protect property and merchandise
- Prevent unauthorized access
- Guard against vandalism
- Maintenance-free galvanized steel construction
- Gates ship in 7-14 business days
- Custom powder coated colors available
- 100% made in America



HYBRID GATE



Over 160 Years of Loss Prevention Experience

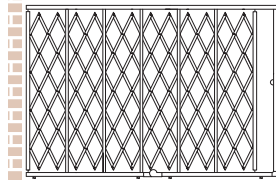
Storefront Folding Gates

HYBRID STOREFRONT GATES

Designed with a continuous frame, utilizing vertical bars and traditional scissor style webbing, Hybrid Gates provide total coverage and maximum security. Available in single or pair, each gate is custom manufactured to protect openings of any size.

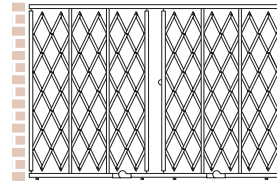


SINGLE GATES



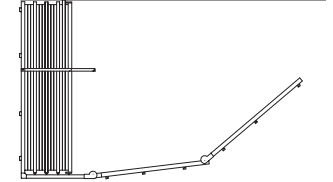
Fixed Top & Fold-Away Bottom Track
Max Width 16' | Max Height 12'

PAIR GATES



Fixed Top & Fold-Away Bottom Track
Max Width 32' | Max Height 12'

TRACK OPTIONS



Fixed Top & Fold-Away Bottom Track
Drawing depicts a single gate

HYBRID GATE SPECS (Maximum Duty)

Finish: Galvanized, Powder Coat Colors Available

Webbing: $\frac{3}{8}$ " x $\frac{3}{4}$ " 14-gauge Steel

Vertical Channel: $1\frac{1}{4}$ " x $\frac{5}{8}$ " 14-gauge C-channel

Trolley: 1" Steel Wheels

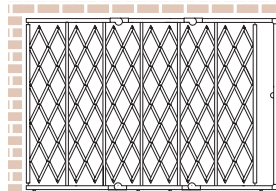
Top & Bottom Track: $1\frac{7}{8}$ " x $\frac{15}{16}$ " 11-gauge U-channel

Hinge Bar: $1\frac{1}{2}$ " x $1\frac{1}{8}$ " 12-gauge Angle Iron

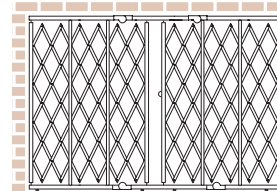
Locking Bar: $1\frac{7}{8}$ " x $\frac{15}{16}$ " 11-gauge U-channel

Hasp: $\frac{3}{16}$ " Steel Welded to Frame*

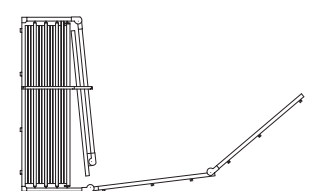
Rivets: $\frac{1}{4}$ " x $1\frac{1}{2}$ " Steel



Fold-Away Top & Bottom Tracks
Max Width 16' | Max Height 7'9"



Fold-Away Top & Bottom Tracks
Max Width 16' | Max Height 7'9"



Fold-Away Top & Bottom Tracks
Drawing depicts a single gate

*Padlock not included, Cylinder Lock optional

SCISSOR STOREFRONT GATES

Gates are designed to secure areas wider than 20' and can be used to protect openings spanning several hundred feet. Scissor Storefront Gates are engineered to be wall-mounted providing heavy-duty security. Use optional top and/or bottom tracks for extra heavy-duty security.



SCISSOR GATE SPECS (Heavy-Duty)

Finish: Galvanized, Powder Coat Colors Available

Webbing: $\frac{3}{8}$ " x $\frac{3}{4}$ " 14-gauge Steel

Frame: $1\frac{1}{2}$ " x $1\frac{1}{2}$ " 12-gauge Angle Iron

Trolley: 2" Diameter Zinc Steel Wheels


Mounting Bracket: $2\frac{1}{2}$ " x 7" L-bracket, Zinc Plated

Hasp: $\frac{3}{16}$ " Steel Welded to Frame* (*Padlock not included, Cylinder Lock optional)


Minimum Gate Height: 34"

Scissor/Lazy Tong Storefront Gate - TOP TRACK

Engineered to be hung like a curtain across any storefront length, Top Track Gates remain in the track. Recommended for storefronts with openings wider than 20'.



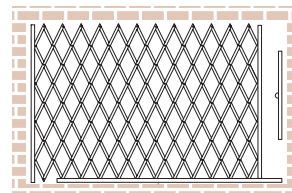
SINGLE GATE - Fixed Top Track
Unlimited Width | Max Height 12'



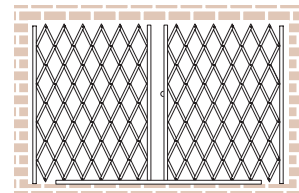
PAIR GATE - Fixed Top Track
Unlimited Width | Max Height 12'

Window Storefront Gate - BOTTOM TRACK

Installed with a continuous frame along the inside of storefront windows provides structural strength and stability. Gates with a bottom track pivot out and swing flat while not in use.



SINGLE GATE - Fixed Bottom Track
Max Width 6' | Max Height 8'6"



PAIR GATE - Fixed Bottom Track
Max Width 12' | Max Height 8'6"